

Department of Science and Technology
PHILIPPINE SCIENCE HIGH SCHOOL - MIMAROPA REGION CAMPUS
Financial Performance Report
As of December 31, 2019
(In thousand pesos)

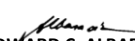
EXPENDITURES											
FUND SOURCE	FY 2019 APPROPRIATIONS	ALLOTMENT RECEIVED				OBLIGATIONS INCURRED				UTILIZATION RATE	REMARKS
		PS	MOOE	CO	TOTAL	PS	MOOE	CO	TOTAL		
CURRENT BUDGET	116,899	19,063	28,427	66,650	114,140	19,063	28,250	49,568	96,881	84.88%	
Agency Specific Budget	106,047	13,451	25,946	66,650	106,047	13,451	25,895	49,568	88,914	83.84%	
Agency Specific Budget	9,885	4,025			4,025	4,025			4,025	100.00%	
Special Purpose Funds (MPBF)		233			233	233			233	100.00%	
Automatic Appropriation	967	1,354			1,354	1,354			1,354	100.00%	
System Fund Transfer (GAAS)			1,560		1,560		1,488		1,488	95.38%	
System Fund Transfer (NCE)			791		791		737		737	93.17%	
System Fund Transfer (STEM)			58		58		58		58	100.00%	
System Fund Transfer (Policy Formulation)			72		72		72		72	100.00%	
Continuing Appropriation	3,280	-	266	3,014	3,280	-	266	3,006	3,272	99.76%	
Unobligated Allotment as of 12/31/18	3,280		266	3,014	3,280		266	3,006	3,272	99.76%	
System Fund Transfer (NCE)					-				-		
System Fund Transfer (Policy Formulation)					-				-		
TOTAL	120,179	19,063	28,693	69,664	117,420	19,063	28,516	52,574	100,153	85.29%	
Key Program/Project:											
1. Anti-corruption/Transparent, Accountable and Participatory Governance											
MPP 1: GASS											
2: Operations-NCE											
2. Poverty Reduction and Empowerment of the Poor and Vulnerable											
MPP 1: Administration of Scholarships											
Secondary Science and Technology Education											
3. Operation of Secondary Science Education on Scholarship Basis											
d. Inclusive and Sustained Economic Growth Development											
	120,179	19,063	28,693	69,664	117,420	19,063	28,516	52,574	100,153	85.29%	

DISBURSEMENTS

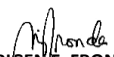
DISBURSEMENT AUTHORITY	DISBURSEMENT AUTHORITIES RECEIVED/ ISSUED	ACTUAL DISBURSEMENTS				DISBURSEMENT RATE	REMARKS
		PS	MOOE	CO	TOTAL		
As of December 31, 2019							
Notice of Cash Allocation (NCA) for:							
Current Year		142,250	17,919	28,758	90,060	136,737	96.12%
Notice of Transfer of Allocation (NTA):		2,688		2,355		2,355	88%
Tax Remittance Advice		8,826	987	936	6,902	8,826	100%


Approved by:

Certified Correct:


EDWARD C. ALBARACIN
Director III


MERIAM F. FALLAR
Administrative Officer V/FAD Chief


MARIGEN F. FRONDA
Administrative Officer IV/Budget Officer


IVY MAY F. FAMATIGA
Accountant II